



# FRONTUS

Solid wood bespoke furniture fronts

## Pricelist

v. 2019



PAGAMINTA LIETUVOJE

Kazliškės, UAB  
Kazliškių str. 24, Kabalda,  
Širvintos reg., LT-19129, LITHUANIA  
Legal number: 178228910  
VAT number: LT782289113  
Tel. +370 69834569  
[frontus.eu](http://frontus.eu)  
[info@frontus.eu](mailto:info@frontus.eu)

# Table of contents

<a href="#">Notes</a>	
<a href="#">Finish</a>	
<b>Cabinet doors</b>	<a href="#">Milan</a>
	<a href="#">Liverpool</a>
	<a href="#">Wales</a>
	<a href="#">Versailles</a>
	<a href="#">Dublin</a>
	<a href="#">Oslo</a>
	<a href="#">Torino</a>
	<a href="#">Naples</a>
	<a href="#">Riga</a>
	<a href="#">Marseille</a>
	<a href="#">Sofia</a>
	<a href="#">New York</a>
	<a href="#">Madrid</a>
<a href="#">Glasses, Mirrors, Leaded glasses</a>	
<a href="#">Veneered panels</a>	
<a href="#">Cornices</a>	
<a href="#">Pillasters</a>	
<a href="#">Plynths</a>	
<a href="#">Additional services</a>	
<a href="#">Terminology</a>	

## Discounts

### LOYALTY

Partners are entitled to 5-10% accumulated loyalty program discount. Details on website.

### AMOUNT

**up to 99 pieces\***

**from 100 to 199 pieces\***

**from 200 to 499 pieces\***

**over 500 pieces \***

0% discount

5% discount

10% discount

negotiations

\* A piece is regarded as a product of same wood specie, same style/series, same finish ordered at once.

## Lead time

Lead times vary by season. Our typical lead time is 2-3 weeks. Detailed lead times are indicated on commercial offers. Countdown of lead time begins upon receiving pre-payment.

## Warranty

Even though we pay huge amount of time and effort to deliver a product of highest quality, on rare occasions product needs to be replaced. We commit to a 5 year warranty for our wooden products. During that time we would either replace the product or fix it if possible. The freight from customer to the factory is on customer, while we return replacement on our cost.

## Notes

- **Prices are in EUR (ex. VAT)**
- Prices are EXW
- Orders below 1.5 m<sup>2</sup> are executed at extra 25 € charge.
- Urgent orders are executed at 50% surcharge in 7 business days

## Finish type coding

Code	Finish type
0	No finish *
1	Frontal double side lacquering
2	Frontal double side staining + lacquering
3	Frontal double side staining + patina + lacquering
4	Frontal double side painting
5	Frontal double side painting + patina + lacquering

\* By purchasing unfinished products customer undertakes all risk of product losing it's quality due to bad storage before finish or improper finishing techniques

## Milan

Wood: Ash, Birch

Price: EUR/m<sup>2</sup>



Title	Code	Finish					
		<u>0</u>	<u>1</u>	<u>2</u>	<u>3</u>	<u>4</u>	<u>5</u>
Cabinet doors	<b>DR-ED</b>	109	124	144	154	144	154
Cabinet doors for glass	<b>DS-ED *</b>	73	85	101	109	101	109
Mullion cabinet doors	<b>DJ-ED *</b>	126	141	161	171	161	171
Cabinet doors with lattice	<b>DP-ED</b>	242	257	277	287	277	287
Cowboy cabinet doors, pcs	<b>DRCW-ED</b>	180	195	215	225	215	225
Convex cabinet doors, pcs	<b>DRC-ED</b>	199	214	234	244	234	244
Convex cabinet doors for glass, pcs	<b>DSC-ED *</b>	149	164	184	194	184	194
High cabinet doors with 1 crossbar	<b>DRH-ED</b>	104	119	139	149	139	149
High cabinet doors with 2 crossbars	<b>DRH2-ED</b>	108	123	143	153	143	153
Drawer front with vertical lines	<b>STV-ED</b>	196	211	231	241	231	241
Framed drawer with flat panel	<b>STL-ED</b>	256	271	291	301	291	301
Framed drawer with raised panel	<b>STR-ED</b>	191	206	226	236	226	236
Slab with outer moulding	<b>BL-ED</b>	89	104	124	134	124	134
Framed slab with flat panel	<b>BLL-ED</b>	212	227	247	257	247	257
Framed slab with raised panel	<b>BLR-ED</b>	170	185	205	215	205	215
Corner filler, pcs	<b>KD-ED</b>	14	18	20	23	20	23
Panel for spices drawer, pcs	<b>SKP-ED</b>	7	11	13	16	13	16
Panel for extraction hood, pcs	<b>SKG-ED</b>	7	11	13	16	13	16

Wood: Oak

Price: EUR/m<sup>2</sup>



Title	Code	Finish					
		<u>0</u>	<u>1</u>	<u>2</u>	<u>3</u>	<u>4</u>	<u>5</u>
Cabinet doors	<b>DR-ED</b>	140	155	175	185	175	185
Cabinet doors for glass	<b>DS-ED *</b>	84	96	112	120	112	120
Mullion cabinet doors	<b>DJ-ED *</b>	140	155	175	185	175	185
Cabinet doors with lattice	<b>DP-ED</b>	275	290	310	320	310	320
Cowboy cabinet doors, pcs	<b>DRCW-ED</b>	221	236	256	266	256	266
Convex cabinet doors, pcs	<b>DRC-ED</b>	215	230	250	260	250	260
Convex cabinet doors for glass, pcs	<b>DSC-ED *</b>	152	167	187	197	187	197
High cabinet doors with 1 crossbar	<b>DRH-ED</b>	143	158	178	188	178	188
High cabinet doors with 2 crossbars	<b>DRH2-ED</b>	148	163	183	193	183	193
Drawer front with vertical lines	<b>STV-ED</b>	224	239	259	269	259	269
Framed drawer with flat panel	<b>STL-ED</b>	288	303	323	333	323	333
Framed drawer with raised panel	<b>STR-ED</b>	223	238	258	268	258	268

Slab with outer moulding	<b>BL-ED</b>	<b>117</b>	132	152	162	152	162
Framed slab with flat panel	<b>BLL-ED</b>	<b>244</b>	259	279	289	279	289
Framed slab with raised panel	<b>BLR-ED</b>	<b>202</b>	217	237	247	237	247
Corner filler, pcs	<b>KD-ED</b>	<b>17</b>	21	23	26	23	26
Panel for spices drawer, pcs	<b>SKP-ED</b>	<b>8</b>	12	14	17	14	17
Panel for extraction hood, pcs	<b>SKG-ED</b>	<b>8</b>	12	14	17	14	17

\* glass excluded

# Liverpool

Wood: Ash, Birch

Price: EUR/m<sup>2</sup>



Title	Code	Finish					
		<u>0</u>	<u>1</u>	<u>2</u>	<u>3</u>	<u>4</u>	<u>5</u>
Cabinet doors	<b>DR-GA</b>	100	115	135	-	135	-
Cabinet doors for glass	<b>DS-GA *</b>	73	85	101	-	101	-
Mullion cabinet doors	<b>DJ-GA *</b>	126	141	161	-	161	-
Cabinet doors with lattice	<b>DP-GA</b>	242	257	277	-	277	-
Convex cabinet doors, pcs	<b>DRC-GA</b>	153	168	188	-	188	-
Convex cabinet doors for glass, pcs	<b>DSC-GA *</b>	149	164	184	-	184	-
High cabinet doors with 1 crossbar	<b>DRH-GA</b>	94	109	129	-	129	-
High cabinet doors with 2 crossbars	<b>DRH2-GA</b>	102	117	137	-	137	-
Drawer front with vertical lines	<b>STV-GA</b>	196	211	231	-	231	-
Framed drawer with flat panel	<b>STL-GA</b>	247	262	282	-	282	-
Slab with outer moulding	<b>BL-GA</b>	89	104	124	-	124	-
Framed slab with flat panel	<b>BLL-GA</b>	203	218	238	-	238	-
Corner filler, pcs	<b>KD-GA</b>	14	18	20	-	20	-
Panel for spices drawer, pcs	<b>SKP-GA</b>	7	11	13	-	13	-
Panel for extraction hood, pcs	<b>SKG-GA</b>	7	11	13	-	13	-

Wood: Oak

Price: EUR/m<sup>2</sup>



Title	Code	Finish					
		<u>0</u>	<u>1</u>	<u>2</u>	<u>3</u>	<u>4</u>	<u>5</u>
Cabinet doors	<b>DR-GA</b>	108	123	143	-	143	-
Cabinet doors for glass	<b>DS-GA *</b>	84	96	112	-	112	-
Mullion cabinet doors	<b>DJ-GA *</b>	140	155	175	-	175	-
Cabinet doors with lattice	<b>DP-GA</b>	275	290	310	-	310	-
Convex cabinet doors, pcs	<b>DRC-GA</b>	169	184	204	-	204	-
Convex cabinet doors for glass, pcs	<b>DSC-GA *</b>	153	168	188	-	188	-
High cabinet doors with 1 crossbar	<b>DRH-GA</b>	106	121	141	-	141	-
High cabinet doors with 2 crossbars	<b>DRH2-GA</b>	117	132	152	-	152	-
Drawer front with vertical lines	<b>STV-GA</b>	224	239	259	-	259	-
Framed drawer with flat panel	<b>STL-GA</b>	255	270	290	-	290	-
Slab with outer moulding	<b>BL-GA</b>	117	132	152	-	152	-
Framed slab with flat panel	<b>BLL-GA</b>	212	227	247	-	247	-
Corner filler, pcs	<b>KD-GA</b>	208	212	214	-	214	-
Panel for spices drawer, pcs	<b>SKP-GA</b>	8	12	14	-	14	-
Panel for extraction hood, pcs	<b>SKG-GA</b>	8	12	14	-	14	-

\* glass excluded



## Wales

**Wood: Ash, Birch**

**Price: EUR/m<sup>2</sup>**



Title	Code	Finish					
		<u>0</u>	<u>1</u>	<u>2</u>	<u>3</u>	<u>4</u>	<u>5</u>
Cabinet doors	<b>DR-GK</b>	117	132	152	162	152	162
Cabinet doors for glass	<b>DS-GK *</b>	73	85	101	109	101	109
Mullion cabinet doors	<b>DJ-GK *</b>	126	141	161	171	161	171
Cabinet doors with lattice	<b>DP-GK</b>	242	257	277	287	277	287
Convex cabinet doors, pcs	<b>DRC-GK</b>	213	228	248	258	248	258
Convex cabinet doors for glass, pcs	<b>DSC-GK*</b>	149	164	184	194	184	194
High cabinet doors with 1 crossbar	<b>DRH-GK</b>	112	127	147	157	147	157
High cabinet doors with 2 crossbars	<b>DRH2-GK</b>	117	132	152	162	152	162
Drawer front with vertical lines	<b>STV-GK</b>	196	211	231	241	231	241
Framed drawer with flat panel	<b>STL-GK</b>	282	297	317	327	317	327
Slab with outer moulding	<b>BL-GK</b>	89	104	124	134	124	134
Framed slab with flat panel	<b>BLL-GK</b>	223	238	258	268	258	268
Corner filler, pcs	<b>KD-GK</b>	14	18	20	23	20	23
Panel for spices drawer, pcs	<b>SKP-GK</b>	7	11	13	16	13	16
Panel for extraction hood, pcs	<b>SKG-GK</b>	7	11	13	16	13	16

**Wood: Oak**

**Price: EUR/m<sup>2</sup>**



Title	Code	Finish					
		<u>0</u>	<u>1</u>	<u>2</u>	<u>3</u>	<u>4</u>	<u>5</u>
Cabinet doors	<b>DR-GK</b>	149	164	184	194	184	194
Cabinet doors for glass	<b>DS-GK *</b>	84	96	112	120	112	120
Mullion cabinet doors	<b>DJ-GK *</b>	140	155	175	185	175	185
Cabinet doors with lattice	<b>DP-GK</b>	275	290	310	320	310	320
Convex cabinet doors, pcs	<b>DRC-GK</b>	230	245	265	275	265	275
Convex cabinet doors for glass, pcs	<b>DSC-GK*</b>	153	168	188	198	188	198
High cabinet doors with 1 crossbar	<b>DRH-GK</b>	151	166	186	196	186	196
High cabinet doors with 2 crossbars	<b>DRH2-GK</b>	156	171	191	201	191	201
Drawer front with vertical lines	<b>STV-GK</b>	224	239	259	269	259	269
Framed drawer with flat panel	<b>STL-GK</b>	314	329	349	359	349	359
Slab with outer moulding	<b>BL-GK</b>	117	132	152	162	152	162
Framed slab with flat panel	<b>BLL-GK</b>	254	269	289	299	289	299
Corner filler, pcs	<b>KD-GK</b>	208	212	214	217	214	217
Panel for spices drawer, pcs	<b>SKP-GK</b>	8	12	14	17	14	17
Panel for extraction hood, pcs	<b>SKG-GK</b>	8	12	14	17	14	17

\* glass excluded

# Versailles

Wood: Ash, Birch

Price: EUR/m<sup>2</sup>



Title	Code	Finish					
		<u>0</u>	<u>1</u>	<u>2</u>	<u>3</u>	<u>4</u>	<u>5</u>
Cabinet doors	<b>DR-XFA</b>	157	-	192	202	192	202
Cabinet doors for glass	<b>DS-XFA *</b>	152	-	180	188	180	188
Cabinet doors with lattice	<b>DP-XFA</b>	297	-	332	342	332	342
Mullion cabinet doors	<b>DJ-XFA</b>	173	-	208	218	208	218
Convex cabinet doors, pcs	<b>DRC-XFA</b>	214	-	249	259	249	259
Convex cabinet doors for glass, pcs	<b>DSC-XFA*</b>	148	-	183	193	183	193
High cabinet doors with 1 crossbar	<b>DRH-XFA</b>	150	-	185	195	185	195
High cabinet doors with 2 crossbars	<b>DRH2-XFA</b>	164	-	199	209	199	209
Drawer front	<b>ST-FA</b>	90	-	125	135	125	135
Framed drawer with flat panel	<b>STL-XFA</b>	365	-	400	410	400	410
Framed drawer with raised panel	<b>STR-XFA</b>	272	-	307	317	307	317
Slab with outer moulding	<b>BL-FA</b>	89	-	124	134	124	134
Framed slab with flat panel	<b>BLL-XFA</b>	303	-	338	348	338	348
Framed slab with raised panel	<b>BLR-XFA</b>	241	-	276	286	276	286
Corner filler, pcs	<b>KD-FA</b>	14	-	20	23	20	23
Panel for spices drawer, pcs	<b>SKP-FA</b>	7	-	13	16	13	16
Panel for extraction hood, pcs	<b>SKG-FA</b>	7	-	13	16	13	16

\* glass excluded

# Dublin

Wood: Oak

Price: EUR/m<sup>2</sup>



Title	Code	Finish					
		<u>0</u>	<u>1</u>	<u>2</u>	<u>3</u>	<u>4</u>	<u>5</u>
Cabinet doors	<b>DR-GD</b>	<b>140</b>	155	175	185	175	185
Cabinet doors for glass	<b>DS-GD *</b>	<b>84</b>	96	112	120	112	120
Mullion cabinet doors	<b>DJ-GD *</b>	<b>140</b>	155	175	185	175	185
Cabinet doors with lattice	<b>DP-GD</b>	<b>275</b>	290	310	320	310	320
High cabinet doors with 1 crossbar	<b>DRH-GD</b>	<b>119</b>	134	154	164	154	164
High cabinet doors with 2 crossbars	<b>DRH2-GD</b>	<b>148</b>	163	183	193	183	193
Drawer front	<b>ST-GD</b>	<b>118</b>	133	153	163	153	163
Framed drawer with flat panel	<b>STL-GD</b>	<b>288</b>	303	323	333	323	333
Framed drawer with raised panel	<b>STR-GD</b>	<b>225</b>	240	260	270	260	270
Slab with outer moulding	<b>BL-GD</b>	<b>117</b>	132	152	162	152	162
Framed slab with flat panel	<b>BLL-GD</b>	<b>244</b>	259	279	289	279	289
Framed slab with raised panel	<b>BLR-GD</b>	<b>202</b>	217	237	247	237	247
Corner filler, pcs	<b>KD-GD</b>	<b>208</b>	212	214	217	214	217
Panel for spices drawer, pcs	<b>SKP-GD</b>	<b>8</b>	12	14	17	14	17
Panel for spices drawer, pcs	<b>SKP-GD</b>	<b>8</b>	12	14	17	14	17

\* glass excluded

# Oslo

Wood: Ash, Birch

Price: EUR/m<sup>2</sup>



Title	Code	Finish					
		<u>0</u>	<u>1</u>	<u>2</u>	<u>3</u>	<u>4</u>	<u>5</u>
Cabinet doors	<b>DR-EE</b>	<b>109</b>	124	144	154	144	154
Cabinet doors for glass	<b>DS-EE *</b>	<b>73</b>	85	101	109	101	109
Mullion cabinet doors	<b>DJ-EE *</b>	<b>126</b>	141	161	171	161	171
Cabinet doors with lattice	<b>DP-EE</b>	<b>242</b>	257	277	287	277	287
Convex cabinet doors, pcs	<b>DRC-EE</b>	<b>567</b>	582	602	612	602	612
Convex cabinet doors for glass, pcs	<b>DSC-EE *</b>	<b>149</b>	164	184	194	184	194
High cabinet doors with 1 crossbar	<b>DRH-EE</b>	<b>104</b>	119	139	149	139	149
High cabinet doors with 2 crossbars	<b>DRH2-EE</b>	<b>108</b>	123	143	153	143	153
Drawer front with vertical lines	<b>STV-EE</b>	<b>196</b>	211	231	241	231	241
Framed drawer with flat panel	<b>STL-EE</b>	<b>256</b>	271	291	301	291	301
Slab with outer moulding	<b>BL-EE</b>	<b>89</b>	104	124	134	124	134
Framed slab with flat panel	<b>BLL-EE</b>	<b>212</b>	227	247	257	247	257
Corner filler, pcs	<b>KD-EE</b>	<b>14</b>	18	20	23	20	23
Panel for spices drawer, pcs	<b>SKP-EE</b>	<b>7</b>	11	13	16	13	16
Panel for extraction hood, pcs	<b>SKG-EE</b>	<b>7</b>	11	13	16	13	16

\* glass excluded

# Torino

Wood: Ash, Birch

Price: EUR/m<sup>2</sup>



Title	Code	Finish					
		<u>0</u>	<u>1</u>	<u>2</u>	<u>3</u>	<u>4</u>	<u>5</u>
Cabinet doors	<b>DR-EMK</b>	133	148	168	178	168	178
Cabinet doors for glass	<b>DS-EMK *</b>	87	99	115	123	115	123
Mullion cabinet doors	<b>DJ-EMK *</b>	130	145	165	175	165	175
Cabinet doors with lattice	<b>DP-EMK</b>	274	289	309	319	309	319
High cabinet doors with 1 crossbar	<b>DRH-EMK</b>	128	143	163	173	163	173
High cabinet doors with 2 crossbars	<b>DRH2-EMK</b>	133	148	168	178	168	178
Drawer front with vertical lines	<b>STV-EMK</b>	196	211	231	241	231	241
Framed drawer with flat panel	<b>STL-EMK</b>	333	348	368	378	368	378
Framed drawer with raised panel	<b>STR-EMK</b>	245	260	280	290	280	290

**NOTE:**

TURIN series doors can be matched with the MILAN series doors

Wood: Oak

Price: EUR/m<sup>2</sup>



Title	Code	Finish					
		<u>0</u>	<u>1</u>	<u>2</u>	<u>3</u>	<u>4</u>	<u>5</u>
Cabinet doors	<b>DR-EMK</b>	166	181	201	211	201	211
Cabinet doors for glass	<b>DS-EMK *</b>	98	110	126	134	126	134
Mullion cabinet doors	<b>DJ-EMK *</b>	148	163	183	193	183	193
Cabinet doors with lattice	<b>DP-EMK</b>	309	324	344	354	344	354
High cabinet doors with 1 crossbar	<b>DRH-EMK</b>	168	183	203	213	203	213
High cabinet doors with 2 crossbars	<b>DRH2-EMK</b>	174	189	209	219	209	219
Drawer front with vertical lines	<b>STV-EMK</b>	224	239	259	269	259	269
Framed drawer with flat panel	<b>STL-EMK</b>	365	380	400	410	400	410
Framed drawer with raised panel	<b>STR-EMK</b>	277	292	312	322	312	322

**NOTE:**

TURIN series doors can be matched with the MILAN series doors

\* glass excluded

## Naples

Wood: Ash, Birch

Price: EUR/m<sup>2</sup>



Title	Code	Finish					
		<u>0</u>	<u>1</u>	<u>2</u>	<u>3</u>	<u>4</u>	<u>5</u>
Cabinet doors	<b>DR-EMN</b>	<b>133</b>	148	168	178	168	178
Cabinet doors for glass	<b>DS-EMN *</b>	<b>87</b>	99	115	123	115	123
Mullion cabinet doors	<b>DJ-EMN *</b>	<b>130</b>	145	165	175	165	175
Cabinet doors with lattice	<b>DP-EMN</b>	<b>274</b>	289	309	319	309	319
High cabinet doors with 1 crossbar	<b>DRH-EMN</b>	<b>128</b>	143	163	173	163	173
High cabinet doors with 2 crossbars	<b>DRH2-EMN</b>	<b>133</b>	148	168	178	168	178
Drawer front with vertical lines	<b>STV-EMN</b>	<b>196</b>	211	231	241	231	241
Framed drawer with flat panel	<b>STL-EMN</b>	<b>333</b>	348	368	378	368	378
Framed drawer with raised panel	<b>STR-EMN</b>	<b>245</b>	260	280	290	280	290

**NOTE:**

NAPLES series doors can be matched with the MILAN series doors

Wood: Oak

Price: EUR/m<sup>2</sup>



Title	Code	Finish					
		<u>0</u>	<u>1</u>	<u>2</u>	<u>3</u>	<u>4</u>	<u>5</u>
Cabinet doors	<b>DR-EMN</b>	<b>166</b>	181	201	211	201	211
Cabinet doors for glass	<b>DS-EMN *</b>	<b>98</b>	110	126	134	126	134
Mullion cabinet doors	<b>DJ-EMN *</b>	<b>148</b>	163	183	193	183	193
Cabinet doors with lattice	<b>DP-EMN</b>	<b>309</b>	324	344	354	344	354
High cabinet doors with 1 crossbar	<b>DRH-EMN</b>	<b>168</b>	183	203	213	203	213
High cabinet doors with 2 crossbars	<b>DRH2-EMN</b>	<b>174</b>	189	209	219	209	219
Drawer front with vertical lines	<b>STV-EMN</b>	<b>224</b>	239	259	269	259	269
Framed drawer with flat panel	<b>STL-EMN</b>	<b>365</b>	380	400	410	400	410
Framed drawer with raised panel	<b>STR-EMN</b>	<b>277</b>	292	312	322	312	322

**NOTE:**

NAPLES series doors can be matched with the MILAN series doors

\* glass excluded

## Riga

Wood: Ash, Birch

Price: EUR/m<sup>2</sup>



Title	Code	Finish					
		<u>0</u>	<u>1</u>	<u>2</u>	<u>3</u>	<u>4</u>	<u>5</u>
Cabinet doors	DR-FMMA	110	125	145	155	145	155
Cabinet doors for glass	DS-FMMA *	74	86	102	110	102	110
Mullion cabinet doors	DJ-FMMA *	130	145	165	175	165	175
Cabinet doors with lattice	DP-FMMA	245	260	280	290	280	290
High cabinet doors with 1 crossbar	DRH-FMMA	104	119	139	149	139	149
High cabinet doors with 2 crossbars	DRH2-FMMA	109	124	144	154	144	154
Drawer front with vertical lines	STV-FMMA	196	211	231	241	231	241
Framed drawer with raised panel	STR-FMMA	192	207	227	237	227	237
Recessed framed drawer with raised panel	STRS-FMMA	200	215	235	245	235	245
Slab with outer moulding	BL-FMMA	89	104	124	134	124	134
Framed slab with raised panel	BLR-FMMA	171	186	206	216	206	216
Corner filler, pcs	KD-FMMA	14	18	20	23	20	23
Panel for spices drawer, pcs	SKP-FMMA	7	11	13	16	13	16
Panel for extraction hood, pcs	SKG-FMMA	7	11	13	16	13	16

Wood: Oak

Price: EUR/m<sup>2</sup>



Title	Code	Finish					
		<u>0</u>	<u>1</u>	<u>2</u>	<u>3</u>	<u>4</u>	<u>5</u>
Cabinet doors	DR-FMMA	143	158	178	188	178	188
Cabinet doors for glass	DS-FMMA *	86	98	114	122	114	122
Mullion cabinet doors	DJ-FMMA *	148	163	183	193	183	193
Cabinet doors with lattice	DP-FMMA	280	295	315	325	315	325
High cabinet doors with 1 crossbar	DRH-FMMA	144	159	179	189	179	189
High cabinet doors with 2 crossbars	DRH2-FMMA	150	165	185	195	185	195
Drawer front with vertical lines	STV-FMMA	224	239	259	269	259	269
Framed drawer with raised panel	STR-FMMA	224	239	259	269	259	269
Recessed framed drawer with raised panel	STRS-FMMA	232	247	267	277	267	277
Slab with outer moulding	BL-FMMA	117	132	152	162	152	162
Framed slab with raised panel	BLR-FMMA	204	219	239	249	239	249



Corner filler, pcs	<b>KD-FMMA</b>	<b>208</b>	212	214	217	214	217
Panel for spices drawer, pcs	<b>SKP-FMMA</b>	<b>8</b>	12	14	17	14	17
Panel for extraction hood, pcs	<b>SKG-FMMA</b>	<b>8</b>	12	14	17	14	17

\* glass excluded

## Marseille

Wood: Ash, Birch

Price: EUR/m<sup>2</sup>



Title	Code	Finish					
		<u>0</u>	<u>1</u>	<u>2</u>	<u>3</u>	<u>4</u>	<u>5</u>
Cabinet doors	<b>DR-ES</b>	<b>109</b>	124	144	154	144	154
Cabinet doors for glass	<b>DS-ES *</b>	<b>73</b>	85	101	109	101	109
Mullion cabinet doors	<b>DJ-ES *</b>	<b>126</b>	141	161	171	161	171
Cabinet doors with lattice	<b>DP-ES</b>	<b>242</b>	257	277	287	277	287
Convex cabinet doors, pcs	<b>DRC-ES</b>	<b>199</b>	214	234	244	234	244
Convex cabinet doors for glass, pcs	<b>DSC-ES *</b>	<b>149</b>	164	184	194	184	194
High cabinet doors with 1 crossbar	<b>DRH-ES</b>	<b>104</b>	119	139	149	139	149
High cabinet doors with 2 crossbars	<b>DRH2-ES</b>	<b>108</b>	123	143	153	143	153
Drawer front with vertical lines	<b>STV-ES</b>	<b>266</b>	281	301	311	301	311
Framed drawer with flat panel	<b>STL-ES</b>	<b>256</b>	271	291	301	291	301
Framed drawer with raised panel	<b>STR-ES</b>	<b>191</b>	206	226	236	226	236
Slab with outer moulding	<b>BL-ES</b>	<b>89</b>	104	124	134	124	134
Framed slab with flat panel	<b>BLL-ES</b>	<b>140</b>	155	175	185	175	185
Framed slab with raised panel	<b>BLR-ES</b>	<b>170</b>	185	205	215	205	215
Corner filler, pcs	<b>KD-ES</b>	<b>14</b>	18	20	23	20	23
Panel for spices drawer, pcs	<b>SKP-ES</b>	<b>7</b>	11	13	16	13	16
Panel for extraction hood, pcs	<b>SKG-ES</b>	<b>7</b>	11	13	16	13	16

Wood: Oak

Price: EUR/m<sup>2</sup>



Title	Code	Finish					
		<u>0</u>	<u>1</u>	<u>2</u>	<u>3</u>	<u>4</u>	<u>5</u>
Cabinet doors	<b>DR-ES</b>	<b>140</b>	155	175	185	175	185
Cabinet doors for glass	<b>DS-ES *</b>	<b>84</b>	96	112	120	112	120
Mullion cabinet doors	<b>DJ-ES *</b>	<b>140</b>	155	175	185	175	185
Cabinet doors with lattice	<b>DP-ES</b>	<b>275</b>	290	310	320	310	320
Convex cabinet doors, pcs	<b>DRC-ES</b>	<b>215</b>	230	250	260	250	260
Convex cabinet doors for glass, pcs	<b>DSC-ES*</b>	<b>152</b>	167	187	197	187	197
High cabinet doors with 1 crossbar	<b>DRH-ES</b>	<b>143</b>	158	178	188	178	188
High cabinet doors with 2 crossbars	<b>DRH2-ES</b>	<b>148</b>	163	183	193	183	193
Drawer front with vertical lines	<b>STV-ES</b>	<b>224</b>	239	259	269	259	269
Framed drawer with flat panel	<b>STL-ES</b>	<b>288</b>	303	323	333	323	333
Framed drawer with raised panel	<b>STR-ES</b>	<b>223</b>	238	258	268	258	268
Slab with outer moulding	<b>BL-ES</b>	<b>117</b>	132	152	162	152	162
Framed slab with flat panel	<b>BLL-ES</b>	<b>244</b>	259	279	289	279	289

Framed slab with raised panel	<b>BLR-ES</b>	<b>202</b>	217	237	247	237	247
Corner filler, pcs	<b>KD-ES</b>	<b>208</b>	212	214	217	214	217
Panel for spices drawer, pcs	<b>SKP-ES</b>	<b>8</b>	12	14	17	14	17
Panel for extraction hood, pcs	<b>SKG-ES</b>	<b>8</b>	12	14	17	14	17

\* glass excluded

## Sofia

Wood: Ash, Birch

Price: EUR/m<sup>2</sup>



Title	Code	Finish					
		<u>0</u>	<u>1</u>	<u>2</u>	<u>3</u>	<u>4</u>	<u>5</u>
Cabinet doors	<b>DR-XGS</b>	158	-	193	203	193	203
Cabinet doors for glass	<b>DS-XGS *</b>	152	-	180	188	180	188
Cabinet doors with lattice	<b>DP-XGS</b>	297	-	332	342	332	342
High cabinet doors with 1 crossbar	<b>DRH-XGS</b>	152	-	187	197	187	197
High cabinet doors with 2 crossbars	<b>DRH2-XGS</b>	166	-	201	211	201	211
Drawer front	<b>ST-GS</b>	93	-	128	138	128	138
Framed drawer with flat panel	<b>STL-XGS</b>	366	-	401	411	401	411
Framed drawer with raised panel	<b>STR-XGS</b>	274	-	309	319	309	319
Slab with outer moulding	<b>BL-GS</b>	92	-	127	137	127	137
Framed slab with flat panel	<b>BLL-XGS</b>	311	-	346	356	346	356
Framed slab with raised panel	<b>BLR-XGS</b>	248	-	283	293	283	293
Corner filler, pcs	<b>KD-GS</b>	14	-	20	23	20	23
Panel for spices drawer, pcs	<b>SKP-GS</b>	7	-	13	16	13	16
Panel for extraction hood, pcs	<b>SKG-GS</b>	7	-	13	16	13	16

Wood: Oak

Price: EUR/m<sup>2</sup>



Title	Code	Finish					
		<u>0</u>	<u>1</u>	<u>2</u>	<u>3</u>	<u>4</u>	<u>5</u>
Cabinet doors	<b>DR-XGS</b>	191	-	226	236	226	236
Cabinet doors for glass	<b>DS-XGS *</b>	166	-	194	202	194	202
Cabinet doors with lattice	<b>DP-XGS</b>	332	-	367	377	367	377
High cabinet doors with 1 crossbar	<b>DRH-XGS</b>	194	-	229	239	229	239
High cabinet doors with 2 crossbars	<b>DRH2-XGS</b>	208	-	243	253	243	253
Drawer front	<b>ST-GS</b>	124	-	159	169	159	169
Framed drawer with flat panel	<b>STL-XGS</b>	400	-	435	445	435	445
Framed drawer with raised panel	<b>STR-XGS</b>	308	-	343	353	343	353
Slab with outer moulding	<b>BL-GS</b>	122	-	157	167	157	167
Framed slab with flat panel	<b>BLL-XGS</b>	345	-	380	390	380	390
Framed slab with raised panel	<b>BLR-XGS</b>	282	-	317	327	317	327
Corner filler, pcs	<b>KD-GS</b>	208	-	214	217	214	217
Panel for spices drawer, pcs	<b>SKP-GS</b>	8	-	14	17	14	17
Panel for extraction hood, pcs	<b>SKG-GS</b>	8	-	14	17	14	17

\* glass excluded

## New York

Wood: Ash, Birch

Price: EUR/m<sup>2</sup>



Title	Code	Finish					
		<u>0</u>	<u>1</u>	<u>2</u>	<u>3</u>	<u>4</u>	<u>5</u>
Cabinet doors	<b>DR-XJB</b>	<b>138</b>	153	173	183	173	183
Cabinet doors for glass	<b>DS-XJB*</b>	<b>131</b>	143	159	167	159	167
Mullion cabinet doors	<b>DJ-XJB</b>	<b>130</b>	145	165	175	165	175
Cabinet doors with lattice	<b>DP-XJB</b>	<b>278</b>	293	313	323	313	323
High cabinet doors with 1 crossbar	<b>DRH-XJB</b>	<b>119</b>	134	154	164	154	164
High cabinet doors with 2 crossbars	<b>DRH2-XJB</b>	<b>119</b>	134	154	164	154	164
Drawer front	<b>ST-JB</b>	<b>90</b>	105	125	135	125	135
Framed drawer with flat panel	<b>STL-XJB</b>	<b>345</b>	360	380	390	380	390
Framed drawer with raised panel	<b>STR-XJB</b>	<b>253</b>	268	288	298	288	298
Slab with outer moulding	<b>BL-JB</b>	<b>89</b>	104	124	134	124	134
Framed slab with flat panel	<b>BLL-XJB</b>	<b>283</b>	298	318	328	318	328
Framed slab with raised panel	<b>BLR-XJB</b>	<b>224</b>	239	259	269	259	269
Corner filler, pcs	<b>KD-JB</b>	<b>14</b>	18	20	23	20	23
Panel for spices drawer, pcs	<b>SKP-JB</b>	<b>7</b>	11	13	16	13	16
Panel for extraction hood, pcs	<b>SKG-JB</b>	<b>7</b>	11	13	16	13	16

\* glass excluded

# Madrid

Wood: Ash

Price: EUR/m<sup>2</sup>



Title	Code	Finish					
		<u>0</u>	<u>1</u>	<u>2</u>	<u>3</u>	<u>4</u>	<u>5</u>
Louvered cabinet doors	<b>DZ-GC</b>	155	-	197	-	197	-
Hight louvered cabinet doors with 1 crossbarr	<b>DZH-GC</b>	124	-	166	-	166	-
High louvered cabinet doors with 2 crossbarr	<b>DZH2-GC</b>	137	-	179	-	179	-
Slab with outer moulding	<b>BL-GC</b>	89	-	124	-	124	-

**NOTE:**

MADRID series doors can be matched with LIVERPOOL series doors.

## Glasses

Code	Model	EUR/m <sup>2</sup>
S-S4	Clear 4mm	9
S-SF5	Clear 5mm + beveled perimeter 25mm	14 + facetas (7.30 €/m)
S-MF5	Mat 5mm + clear beveled perimeter	26 + facetas (7.30 €/m)
S-M4	White mat (101) 4mm	28
S-P4	Grey 4mm	17
S-B4	Bronze 4mm	17

## Mirrors with film

Code	Model	EUR/m <sup>2</sup>
V-S4	Clear 4mm	42
V-SF5	Clear 5mm + beveled perimeter 25mm	45
V-P4	Grey 4mm	53
V-B4	Bronze 4mm	53
V-BS4	Bronze antique 4mm	95
V-PL	Film application onto customers supplied mirror	25

\* Price for glass and mirrors is calculated using door external measures.

\* Glass and mirror price includes installation.

## Decorative leaded glass

Code	EUR/pcs
DV-P1	10-15-25
DV-P2	10-13-22
DV-P3	10-14-23
DV-P4	12-16-28
DV-P5	9-13-23
DV-P6	9-14-24
DV-P7	12-16-26
DV-P8	15-19-26
DV-V1	26-30-40
DV-V2	30-34-43
DV-V3	29-32-39
DV-V4	12-20-32
DV-B1	18-29-59
DV-B2	48-55-65
DV-B3	77-114-122
DV-B4	114-119-130

\* Vitražo kaina prisideda prie stiklo, veidrodžio kainos.

Vitražų dydžių režiai:

- Mažas: 371 x 271 mm
- Vidutinis: 700 x 350 mm
- Didelis: 1300 x 500 mm



## Veneered panels

Code	Thickness	Title	Veneer	Ash, Birch, Oak, EUR/m <sup>2</sup>					
			Finish	0	1	2	3	4	5
SK-F19	19 mm	Veneered panel (19 mm thick) with 1.5 mm edge		50	65	85	95	85	95
SK-F19V		Veneered panel (19 mm thick) with V-groove and 1.5 mm edges *		55	-	-	100	90	100
SK-F19M		Veneered panel (19 mm thick) with 20mm solid wood edge		60	75	95	105	95	105
SK-F37	37 mm	Veneered panel (37 mm thick) with 1.5 mm edge		65	80	100	110	100	110
SK-F37M		Veneered panel (37 mm thick) with 20mm solid wood edge		70	85	105	115	105	115
SK-MDF	18 mm	MDF panel (18 mm thick)		11	-	-	-	46	-
SK-MDFV		MDF panel board with V-groove *		23	-	-	-	58	68

\* grooves on one side of the panel

### NOTES






Panels are manufactured to size.






\*\* if panel area is <0.2 m<sup>2</sup>, 0.2 m<sup>2</sup> area is charged

Panels without finish are sanded and ready for finish.





All panels have 4 finished edges.






## Cornices

Photo	Code	Title	Wood	Ash, Birch, EUR/unit					Oak, EUR/unit						
			Finish	0	1	2	3	4	5	0	1	2	3	4	5
	KV-A1	Cornice KV-A (up to 1200 mm long)		24	27	30	32	30	32	29	32	35	36	35	36
	KV-A2	Cornice KV-A (up to 1500 mm long)		31	34	38	40	38	40	37	40	44	46	44	46
	KV-A3	Cornice KV-A (up to 1800 mm long)		39	42	47	49	47	49	46	49	54	56	54	56
	KV-A4	Cornice KV-A (up to 2100 mm long)		46	50	55	58	55	58	55	59	64	67	64	67
	KV-A5	Cornice KV-A (up to 2500 mm long)		56	61	68	71	68	71	67	72	78	82	78	82
	KV-A6	Cornice KV-A (up to 2900 mm long)		67	73	80	84	80	84	80	86	93	97	93	97
	KV-AC	Convex cornice KV-A		34	38	40	43	40	43	40	44	46	49	46	49
	KV-AU	Concave cornice KV-A		34	38	40	43	40	43	40	44	46	49	46	49
	KV-B1	Cornice KV-B (up to 1200 mm long)		25	27	30	32	30	32	30	33	36	37	36	37
	KV-B2	Cornice KV-B (up to 1500 mm long)		32	35	39	40	39	40	39	42	45	47	45	47
	KV-B3	Cornice KV-B (up to 1800 mm long)		40	43	47	49	47	49	48	51	55	58	55	58
	KV-B4	Cornice KV-B (up to 2100 mm long)		47	51	56	59	56	59	57	61	66	69	66	69
	KV-B5	Cornice KV-B (up to 2500 mm long)		58	63	69	72	69	72	70	75	81	84	81	84
	KV-B6	Cornice KV-B (up to 2900 mm long)		69	74	81	85	81	85	84	89	96	99	96	99
	KV-BC	Convex cornice KV-B		35	39	41	44	41	44	42	46	48	51	48	51
	KV-BU	Concave cornice KV-B		35	39	41	44	41	44	42	46	48	51	48	51
	KV-C1	Cornice KV-C (up to 1200 mm long)		15	16	18	20	18	20	18	20	22	23	22	23
	KV-C2	Cornice KV-C (up to 1500 mm long)		19	21	24	25	24	25	23	25	28	29	28	29
	KV-C3	Cornice KV-C (up to 1800 mm long)		23	26	29	30	29	30	29	31	34	36	34	36
	KV-C4	Cornice KV-C (up to 2100 mm long)		28	30	34	36	34	36	34	37	41	43	41	43
	KV-C5	Cornice KV-C (up to 2500 mm long)		34	37	42	44	42	44	42	45	50	52	50	52
	KV-C6	Cornice KV-C (up to 2900 mm long)		40	44	49	52	49	52	50	54	59	62	59	62
	KV-CC	Convex cornice KV-C		32	36	38	41	38	41	36	40	42	45	42	45
	KV-CU	Concave cornice KV-C		32	36	38	41	38	41	36	40	42	45	42	45
	KV-D1	Cornice KV-D (up to 1200 mm long)		14	16	18	18	18	18	18	19	21	22	21	22
	KV-D2	Cornice KV-D (up to 1500 mm long)		18	20	22	24	22	24	22	24	27	28	27	28
	KV-D3	Cornice KV-D (up to 1800 mm long)		22	24	27	29	27	29	28	30	33	34	33	34
	KV-D4	Cornice KV-D (up to 2100 mm long)		27	29	32	34	32	34	33	35	39	40	39	40
	KV-D5	Cornice KV-D (up to 2500 mm long)		33	36	40	42	40	42	40	43	47	49	47	49
	KV-D6	Cornice KV-D (up to 2900 mm long)		39	42	47	49	47	49	48	52	56	59	56	59
	KV-N1	Cornice KV-N (up to 1200 mm long)		16	18	22	24	22	24	20	23	27	29	27	29
	KV-N2	Cornice KV-N (up to 1500 mm long)		20	24	28	30	28	30	26	30	34	36	34	36
	KV-N3	Cornice KV-N (up to 1800 mm long)		25	29	34	37	34	37	32	36	42	44	42	44
	KV-N4	Cornice KV-N (up to 2100 mm long)		30	34	41	44	41	44	38	43	49	53	49	53
	KV-N5	Cornice KV-N (up to 2500 mm long)		36	42	49	53	49	53	47	53	60	64	60	64
	KV-N6	Cornice KV-N (up to 2900 mm long)		43	50	58	63	58	63	56	63	71	76	71	76



	<b>KVP-A1</b>	Cornice rise KVP-A (up to 1200 mm long)	22	24	26	27	26	27	24	26	29	30	29	30
	<b>KVP-A2</b>	Cornice rise KVP-A (up to 1500 mm long)	28	30	33	35	33	35	31	34	37	38	37	38
	<b>KVP-A3</b>	Cornice rise KVP-A (up to 1800 mm long)	34	37	41	42	41	42	38	41	45	46	45	46
	<b>KVP-A4</b>	Cornice rise KVP-A (up to 2100 mm long)	41	44	48	50	48	50	46	49	53	55	53	55
	<b>KVP-A5</b>	Cornice rise KVP-A (up to 2500 mm long)	50	54	59	61	59	61	56	60	65	67	65	67
	<b>KVP-A6</b>	Cornice rise KVP-A (up to 2900 mm long)	60	64	70	73	70	73	67	71	77	80	77	80
	<b>KVP-AC</b>	Convex cornice rise KVP-A	34	38	40	43	40	43	40	44	46	49	46	49
	<b>KVP-AU</b>	Concave cornice rise KVP-A	34	38	40	43	40	43	40	44	46	49	46	49
	<b>KVP-B1</b>	Cornice rise KVP-B (up to 1200 mm long)	22	24	27	28	27	28	24	27	29	31	29	31
	<b>KVP-B2</b>	Cornice rise KVP-B (up to 1500 mm long)	28	31	34	36	34	36	31	34	38	39	38	39
	<b>KVP-B3</b>	Cornice rise KVP-B (up to 1800 mm long)	34	38	42	44	42	44	38	42	46	48	46	48
	<b>KVP-B4</b>	Cornice rise KVP-B (up to 2100 mm long)	41	45	50	52	50	52	46	50	55	57	55	57
	<b>KVP-B5</b>	Cornice rise KVP-B (up to 2500 mm long)	50	55	61	64	61	64	56	61	67	70	67	70
	<b>KVP-B6</b>	Cornice rise KVP-B (up to 2900 mm long)	60	65	72	76	72	76	67	72	79	83	79	83
	<b>KVP-BC</b>	Convex cornice rise KVP-B	36	40	42	45	42	45	44	48	50	53	50	53
	<b>KVP-BU</b>	Concave cornice rise KVP-B	36	40	42	45	42	45	44	48	50	53	50	53
	<b>KA-A1</b>	Pelmet KA-A (up to 1200 mm long)	8	9	10	11	10	11	10	11	12	13	12	13
	<b>KA-A2</b>	Pelmet KA-A (up to 1500 mm long)	10	11	13	14	13	14	12	14	16	17	16	17
	<b>KA-A3</b>	Pelmet KA-A (up to 1800 mm long)	12	13	16	17	16	17	15	17	19	20	19	20
	<b>KA-A4</b>	Pelmet KA-A (up to 2100 mm long)	14	16	19	20	19	20	18	20	23	24	23	24
	<b>KA-A5</b>	Pelmet KA-A (up to 2500 mm long)	17	20	23	24	23	24	22	25	28	29	28	29
	<b>KA-A6</b>	Pelmet KA-A (up to 2900 mm long)	21	23	27	28	27	28	27	29	33	35	33	35
	<b>KA-AC</b>	Convex pelmet KA-A	19	23	25	28	25	28	22	26	28	31	28	31
	<b>KA-AU</b>	Concave pelmet KA-A	19	23	25	28	25	28	22	26	28	31	28	31
	<b>KA-B1</b>	Pelmet KA-B (up to 1200 mm long)	14	15	16	17	16	17	16	18	19	20	19	20
	<b>KA-B2</b>	Pelmet KA-B (up to 1500 mm long)	17	19	20	21	20	21	21	22	24	25	24	25
	<b>KA-B3</b>	Pelmet KA-B (up to 1800 mm long)	21	23	25	26	25	26	26	28	30	31	30	31
	<b>KA-B4</b>	Pelmet KA-B (up to 2100 mm long)	25	27	30	31	30	31	31	33	35	37	35	37
	<b>KA-B5</b>	Pelmet KA-B (up to 2500 mm long)	31	33	36	38	36	38	38	40	43	45	43	45
	<b>KA-B6</b>	Pelmet KA-B (up to 2900 mm long)	37	40	43	45	43	45	45	48	51	53	51	53
	<b>KA-C1</b>	Pelmet KA-C (up to 1200 mm long)	8	9	10	11	10	11	10	11	12	13	12	13
	<b>KA-C2</b>	Pelmet KA-C (up to 1500 mm long)	10	11	13	14	13	14	12	14	16	17	16	17
	<b>KA-C3</b>	Pelmet KA-C (up to 1800 mm long)	12	13	16	17	16	17	15	17	19	20	19	20
	<b>KA-C4</b>	Pelmet KA-C (up to 2100 mm long)	14	16	19	20	19	20	18	20	23	24	23	24
	<b>KA-C5</b>	Pelmet KA-C (up to 2500 mm long)	17	20	23	24	23	24	22	25	28	29	28	29
	<b>KA-C6</b>	Pelmet KA-C (up to 2900 mm long)	21	23	27	28	27	28	27	29	33	35	33	35
	<b>KA-CC</b>	Convex pelmet KA-C	19	23	25	28	25	28	22	26	28	31	28	31
	<b>KA-CU</b>	Concave pelmet KA-C	19	23	25	28	25	28	22	26	28	31	28	31



## Pillasters

Photo	Code	Title	Wood	Ash, Birch, EUR/unit					Oak, EUR/unit						
			Finish	0	1	2	3	4	5	0	1	2	3	4	5
	PL-A1	Pilaster PL-A (up to 1000 mm high)		19	20	22	23	22	23	21	22	24	25	24	25
	PL-A2	Pilaster PL-A (up to 2000 mm high)		37	40	44	45	44	45	42	45	48	50	48	50
	PL-A3	Pilaster PL-A (up to 2700 mm high)		50	54	59	61	59	61	57	60	65	68	65	68
	PL-B1	Pilaster PL-B (up to 1000 mm high)		19	20	22	23	22	23	21	22	24	25	24	25
	PL-B2	Pilaster PL-B (up to 2000 mm high)		37	40	44	45	44	45	42	45	48	50	48	50
	PL-B3	Pilaster PL-B (up to 2700 mm high)		50	54	59	61	59	61	57	60	65	68	65	68
	PL-C1	Pilaster PL-C (up to 1000 mm high)		34	35	37	38	37	38	36	37	39	40	39	40
	PL-C2	Pilaster PL-C (up to 2000 mm high)		52	55	59	60	59	60	57	60	63	65	63	65
	PL-C3	Pilaster PL-C (up to 2700 mm high)		65	69	74	76	74	76	72	75	80	83	80	83
	PL-J1	Pilaster PL-J (up to 1000 mm high)		29	31	33	34	33	34	31	33	36	37	36	37
	PL-J2	Pilaster PL-J (up to 2000 mm high)		47	51	56	59	56	59	52	56	61	64	61	64
	PL-J3	Pilaster PL-J (up to 2700 mm high)		60	66	73	76	73	76	67	72	79	83	79	83

	<b>PL-K1</b>	Pilaster PL-K (up to 1000 mm high)	25	27	30	31	30	31	28	30	32	33	32	33
	<b>PL-K2</b>	Pilaster PL-K (up to 2000 mm high)	44	48	53	56	53	56	49	53	58	61	58	61
	<b>PL-K3</b>	Pilaster PL-K (up to 2700 mm high)	59	65	72	75	72	75	66	71	78	82	78	82
	<b>PL-L1</b>	Pilaster PL-L (up to 1000 mm high)	25	27	30	31	30	31	28	30	32	33	32	33
	<b>PL-L2</b>	Pilaster PL-L (up to 2000 mm high)	44	48	53	56	53	56	49	53	58	61	58	61
	<b>PL-L3</b>	Pilaster PL-L (up to 2700 mm high)	59	65	72	75	72	75	66	71	78	82	78	82
	<b>PL-S1</b>	Pilaster PL-S (up to 1000 mm high)	23	26	29	30	29	30	27	29	32	33	32	33
	<b>PL-S2</b>	Pilaster PL-S (up to 2000 mm high)	47	51	57	60	57	60	53	58	64	67	64	67
	<b>PL-S3</b>	Pilaster PL-S (up to 2700 mm high)	63	69	77	81	77	81	72	78	86	90	86	90
	<b>PLB-A</b>	Pilaster base PLB-A	24	27	31	33	31	33	28	31	35	37	35	37
	<b>PLB-B</b>	Pilaster corner base PLB-B	41	45	51	54	51	54	46	50	56	59	56	59

## Plynths

Photo	Code	Title	Wood	Ash, Birch, EUR/unit					Oak, EUR/unit						
			Finish	0	1	2	3	4	5	0	1	2	3	4	5
	<b>PLN-A-101</b>	Plinth PLN-A (100 mm x <1200 mm)		11	13	16	17	16	17	15	17	20	22	20	22
	<b>PLN-A-102</b>	Plinth PLN-A (100 mm x <1500 mm)		14	16	20	22	20	22	20	22	26	28	26	28
	<b>PLN-A-103</b>	Plinth PLN-A (100 mm x <1800 mm)		17	20	24	26	24	26	24	27	32	34	32	34
	<b>PLN-A-104</b>	Plinth PLN-A (100 mm x <2100 mm)		20	24	29	31	29	31	29	32	38	40	38	40
	<b>PLN-A-105</b>	Plinth PLN-A (100 mm x <2500 mm)		24	29	35	38	35	38	35	40	46	49	46	49
	<b>PLN-AC-10</b>	Concave plinth PLN-AC (H100 mm, unit)		24	28	30	33	30	33	30	34	36	39	36	39
	<b>PLN-AU-10</b>	Convex plinth PLN-AU (H100 mm, unit)		24	28	30	33	30	33	30	34	36	39	36	39
	<b>PLN-A-151</b>	Plinth PLN-A (150 mm x <1200 mm)		14	17	21	23	21	23	21	24	28	30	28	30
	<b>PLN-A-152</b>	Plinth PLN-A (150 mm x <1500 mm)		17	21	26	29	26	29	26	30	35	38	35	38
	<b>PLN-A-153</b>	Plinth PLN-A (150 mm x <1800 mm)		21	26	32	35	32	35	32	37	43	46	43	46
	<b>PLN-A-154</b>	Plinth PLN-A (150 mm x <2150 mm)		25	31	38	42	38	42	39	44	51	55	51	55
	<b>PLN-A-155</b>	Plinth PLN-A (150 mm x <2500 mm)		31	38	46	50	46	50	47	54	62	66	62	66
	<b>PLN-AC-15</b>	Concave plinth PLN-AC (H150 mm, unit)		28	32	34	37	34	37	38	42	44	47	44	47
	<b>PLN-AU-15</b>	Convex plinth PLN-AU (H150 mm, unit)		28	32	34	37	34	37	38	42	44	47	44	47
	<b>PLN-B-101</b>	Plinth PLN-B (100 mm x <1200 mm)		12	14	17	19	17	19	17	19	22	23	22	23
	<b>PLN-B-102</b>	Plinth PLN-B (100 mm x <1500 mm)		16	18	22	24	22	24	22	24	28	30	28	30
	<b>PLN-B-103</b>	Plinth PLN-B (100 mm x <1800 mm)		19	23	27	29	27	29	27	30	34	36	34	36
	<b>PLN-B-104</b>	Plinth PLN-B (100 mm x <2100 mm)		23	27	32	34	32	34	32	36	41	43	41	43
	<b>PLN-B-105</b>	Plinth PLN-B (100 mm x <2500 mm)		28	33	39	42	39	42	39	44	50	53	50	53
	<b>PLN-BC-10</b>	Concave plinth PLN-BC (H100 mm, unit)		29	33	35	38	35	38	36	40	42	45	42	45
	<b>PLN-BU-10</b>	Convex plinth PLN-BU (H100 mm, unit)		29	33	35	38	35	38	36	40	42	45	42	45
	<b>PLN-B-151</b>	Plinth PLN-B (150 mm x <1200 mm)		15	18	22	24	22	24	22	25	29	31	29	31
	<b>PLN-B-152</b>	Plinth PLN-B (150 mm x <1500 mm)		20	23	28	31	28	31	29	32	37	40	37	40
	<b>PLN-B-153</b>	Plinth PLN-B (150 mm x <1800 mm)		24	29	35	38	35	38	35	40	46	49	46	49
	<b>PLN-B-154</b>	Plinth PLN-B (150 mm x <2150 mm)		29	34	41	45	41	45	42	47	54	58	54	58
	<b>PLN-B-155</b>	Plinth PLN-B (150 mm x <2500 mm)		35	41	50	54	50	54	51	58	66	70	66	70
	<b>PLN-BC-15</b>	Concave plinth PLN-BC (H150 mm, unit)		34	38	40	43	40	43	43	47	49	52	49	52
	<b>PLN-BU-15</b>	Convex plinth PLN-BU (H150 mm, unit)		34	38	40	43	40	43	43	47	49	52	49	52

	<b>PLN-C-101</b>	Plinth PLN-C (100 mm x <1200 mm)	12	14	17	19	17	19	17	19	22	23	22	23
	<b>PLN-C-102</b>	Plinth PLN-C (100 mm x <1500 mm)	16	18	22	24	22	24	22	24	28	30	28	30
	<b>PLN-C-103</b>	Plinth PLN-C (100 mm x <1800 mm)	19	23	27	29	27	29	27	30	34	36	34	36
	<b>PLN-C-104</b>	Plinth PLN-C (100 mm x <2100 mm)	23	27	32	34	32	34	32	36	41	43	41	43
	<b>PLN-C-105</b>	Plinth PLN-C (100 mm x <2500 mm)	28	33	39	42	39	42	39	44	50	53	50	53
	<b>PLN-CC-10</b>	Concave plinth PLN-CC (H100 mm, unit)	29	33	35	38	35	38	36	40	42	45	42	45
	<b>PLN-CU-10</b>	Convex plinth PLN-CU (H100 mm, unit)	29	33	35	38	35	38	36	40	42	45	42	45
	<b>PLN-C-151</b>	Plinth PLN-C (150 mm x <1200 mm)	15	18	22	24	22	24	22	25	29	31	29	31
	<b>PLN-C-152</b>	Plinth PLN-C (150 mm x <1500 mm)	20	23	28	31	28	31	29	32	37	40	37	40
	<b>PLN-C-153</b>	Plinth PLN-C (150 mm x <1800 mm)	24	29	35	38	35	38	35	40	46	49	46	49
	<b>PLN-C-154</b>	Plinth PLN-C (150 mm x <2150 mm)	29	34	41	45	41	45	42	47	54	58	54	58
	<b>PLN-C-155</b>	Plinth PLN-C (150 mm x <2500 mm)	35	41	50	54	50	54	51	58	66	70	66	70
	<b>PLN-CC-15</b>	Concave plinth PLN-CC (H150 mm, unit)	34	38	40	43	40	43	43	47	49	52	49	52
	<b>PLN-CU-15</b>	Convex plinth PLN-CU (H150 mm, unit)	34	38	40	43	40	43	43	47	49	52	49	52
	<b>PLN-D-101</b>	Plinth PLN-D (100 mm x <1200 mm)	18	21	24	26	24	26	23	25	29	31	29	31
	<b>PLN-D-102</b>	Plinth PLN-D (100 mm x <1500 mm)	23	26	31	33	31	33	29	32	37	39	37	39
	<b>PLN-D-103</b>	Plinth PLN-D (100 mm x <1800 mm)	28	32	38	40	38	40	36	40	45	48	45	48
	<b>PLN-D-104</b>	Plinth PLN-D (100 mm x <2100 mm)	34	38	45	48	45	48	43	47	54	57	54	57
	<b>PLN-D-105</b>	Plinth PLN-D (100 mm x <2500 mm)	41	47	54	58	54	58	52	58	65	69	65	69
	<b>PLN-DC-10</b>	Concave plinth PLN-DC (H100 mm, unit)	33	37	39	42	39	42	40	44	46	49	46	49
	<b>PLN-DU-10</b>	Convex plinth PLN-DU (H100 mm, unit)	33	37	39	42	39	42	40	44	46	49	46	49
	<b>PLN-D-151</b>	Plinth PLN-D (150 mm x <1200 mm)	21	25	29	32	29	32	28	32	36	39	36	39
	<b>PLN-D-152</b>	Plinth PLN-D (150 mm x <1500 mm)	27	31	37	40	37	40	36	40	46	49	46	49
	<b>PLN-D-153</b>	Plinth PLN-D (150 mm x <1800 mm)	33	38	46	49	46	49	44	49	57	60	57	60
	<b>PLN-D-154</b>	Plinth PLN-D (150 mm x <2150 mm)	39	46	54	58	54	58	52	59	67	71	67	71
	<b>PLN-D-155</b>	Plinth PLN-D (150 mm x <2500 mm)	48	56	66	71	66	71	64	72	82	87	82	87
	<b>PLN-DC-15</b>	Concave plinth PLN-DC (H150 mm, unit)	37	41	43	46	43	46	47	51	53	56	53	56
	<b>PLN-DU-15</b>	Convex plinth PLN-DU (H150 mm, unit)	37	41	43	46	43	46	47	51	53	56	53	56

## Additional services

Code	Service	Price	Notes
<b>P1</b>	Frontal double side lacquering	15 EUR/m <sup>2</sup>	Prepared surface
<b>P2</b>	Frontal double side staining + lacquering	35 EUR/m <sup>2</sup>	Prepared surface
<b>P3</b>	Frontal double side staining + patina + lacquering	45 EUR/m <sup>2</sup>	Prepared surface
<b>P4</b>	Frontal double side painting	35 EUR/m <sup>2</sup>	Prepared surface
<b>P5</b>	Frontal double side painting + patina + lacquering	45 EUR/m <sup>2</sup>	Prepared surface
<b>VYR</b>	Hinge hole drilling	1 EUR/vnt	Ø35mm, 14mm
<b>RANK</b>	Profiling of handle grip on MDF	5 EUR/vnt	
<b>ŠABL</b>	Template for trapezoid, triangular doors	25 EUR/vnt	
<b>TRAP</b>	Production of trapezoid, triangular doors	25 EUR/vnt	
<b>JUNG</b>	Connection of 2 doors over the edge	21 EUR/vnt	
<b>SP</b>	Custom paint colors for customer to choose	100 EUR/paslauga	
<b>PAT</b>	Non standard patina style	30 EUR/paslauga	
<b>STAL</b>	Non standard work of carpenter	20 Eur/val	
<b>DAŽ</b>	Non standard work of painter	25 Eur/val	

\* Surface treatment prices are indicated for two-sided finish. Single side finish is 60% price of two-sided.

\* Surface treatment prices are indicated for pre-sanded surfaces.



## Terminology

Product type	Description
<b>BA</b>	Balustrade
<b>BL</b>	Slab with outer moulding
<b>BT</b>	Bottle rack
<b>BLL</b>	Framed slab with flat panel
<b>BLR</b>	Framed slab with raised panel
<b>DE</b>	Cabinet door frame only
<b>DJ</b>	Mullion cabinet doors
<b>DP</b>	Cabinet doors with lattice
<b>DR</b>	Cabinet doors
<b>DRC</b>	Convex cabinet doors
<b>DRCW</b>	Cowboy cabinet doors
<b>DRH</b>	High cabinet doors with 1 crossbar
<b>DRH2</b>	High cabinet doors with 2 crossbars
<b>DRU</b>	Concave cabinet doors with filling
<b>DS</b>	Cabinet doors for glass
<b>DSH</b>	High cabinet doors for glass
<b>DSC</b>	Convex cabinet doors for glass
<b>DSU</b>	Concave cabinet doors for glass
<b>DU</b>	Decorative pelmet
<b>DZ</b>	Louvered cabinet doors
<b>DZH</b>	High louvered cabinet doors with 1 crossbar
<b>DZH2</b>	High louvered cabinet doors with 2 crossbar
<b>KA</b>	Pelmet
<b>KAL</b>	Convex curved pelmet
<b>KAU</b>	Concave curved pelmet
<b>KD</b>	Corner filler
<b>KV</b>	Cornice
<b>KVL</b>	Convex curved cornice
<b>KVU</b>	Concave curved cornice
<b>KJ</b>	Cabinet leg
<b>PXX-N</b>	Edge profile, where XX - minimal height, N - model.
<b>PL</b>	Pilaster
<b>PLN</b>	Plinth
<b>PLNL</b>	Convex plinth
<b>PLNU</b>	Concave plinth
<b>SK</b>	End panels
<b>SKG</b>	Panel for extraction hood
<b>SKP</b>	Panel for spices drawer
<b>SA</b>	Tabletop edge
<b>ST</b>	Drawer front
<b>STR</b>	Framed drawer with raised panel
<b>STRS</b>	Recessed framed drawer with raised panel
<b>STT</b>	Drawer front with finger pull
<b>STV</b>	Drawer front with vertical lines
<b>STR</b>	Framed drawer with raised panel
<b>STS</b>	Drawer frame for glass
<b>STC</b>	Convex drawer slab
<b>STCL</b>	Framed convex drawer front with flat panel
<b>STCV</b>	Framed convex drawer front with stiles
<b>STCR</b>	Framed convex drawer front with raised panel